



ಬೃಹತ್ ಬೆಂಗಳೂರು ಮಹಾನಗರ ಪಾಲಿಕೆ
Bruhat Bengaluru Mahanagara Palike



BBMP COVID-19 WAR ROOM 13.03.2022



OVERVIEW OF COVID-19 IN BENGALURU



CASE TRENDS

ACTIVE CASES **2,122**

Confirmed Cases

112

17,80,336 #

Recovered Cases

87

17,61,271 #

Death Cases

0

16,943 #



HOSPITALIZATION

60

ICU – V

7

ICU

14

HDU

6

General

33

INCLUDES GOVT. QUOTA AND PRIVATE WALK-IN HOSPITALIZATION



VACCINATION

16,846

1,81,24,508 #

First Dose

1,250

92,86,133 #

Second Dose

13,884

85,35,740 #

Precaution Dose

1,712

3,02,635 #



TRIAGING

MTU

64

Tele Triage

99



ACTIVE CZs

4

MCZs (< 5 cases)

1

Clusters (> 5 cases)

3



TESTING

10,753

2,94,52,092 #

RAT

1,290

RTPCR

9,463

Positivity : 0.85%

*FOR LAST 7 DAYS

: indicates cumulative numbers till date



ABSTRACT OF COVID-19 SCENARIO IN BENGALURU


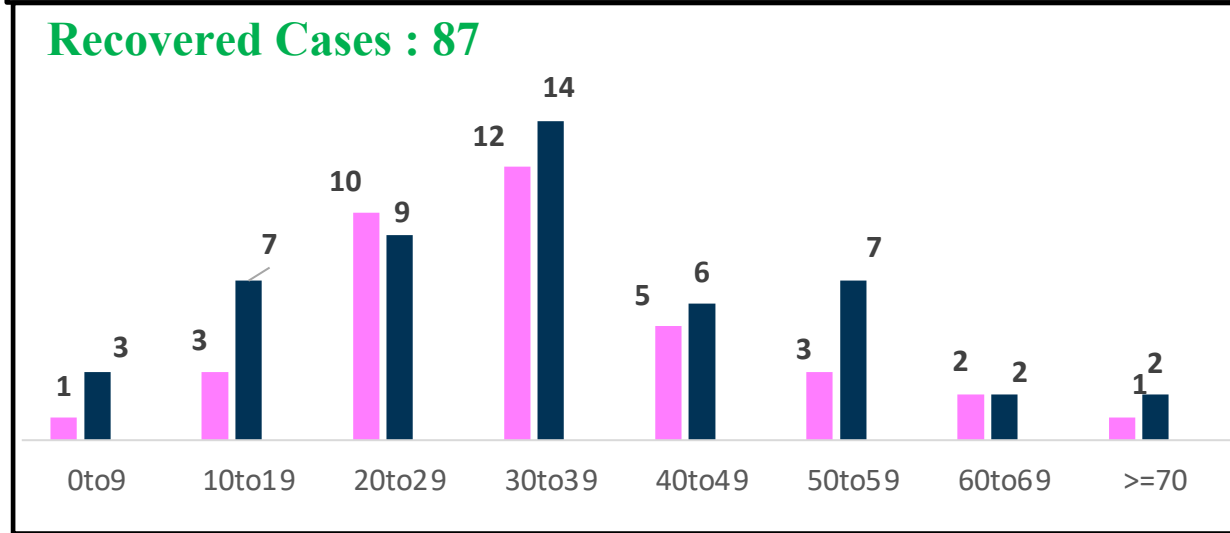
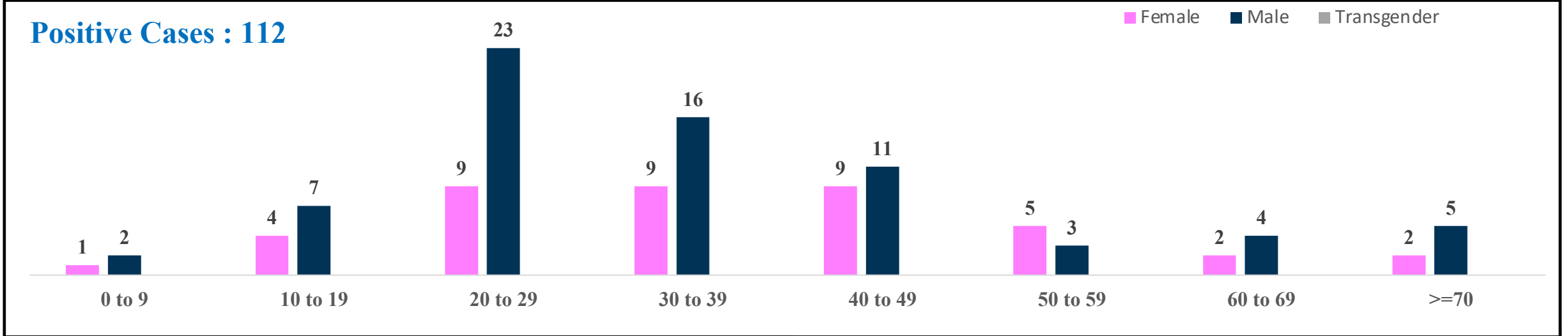


	MALE			FEMALE			TRANSGENDER			TOTAL		
	Last 24 Hours	Last 7 Days	Cumulative	Last 24 Hours	Last 7 Days	Cumulative	Last 24 Hours	Last 7 Days	Cumulative	Last 24 Hours	Last 7 Days	Cumulative
Positive Cases	71	456	10,52,967	41	372	7,27,178	0	0	191	112	828	17,80,336
Recovered Cases	50	619	10,40,550	37	503	7,20,538	0	0	183	87	1,122	17,61,271
Death Cases	0	6	10,733	0	3	6,206	0	0	4	0	9	16,943
Total Tests Done	In Last 24 hrs. : 10,753			In last 7 days : 97,863			Cumulative : 2,94,52,092					
Vaccine Doses Administered	In Last 24 hrs. : 16,846			In last 7 days : 1,47,607			Cumulative : 1,81,24,508					
ACTIVE CASES									2,122			

*Covid deaths occurred today : 00 | Covid deaths occurred beyond last 24 hrs., reported today : 00

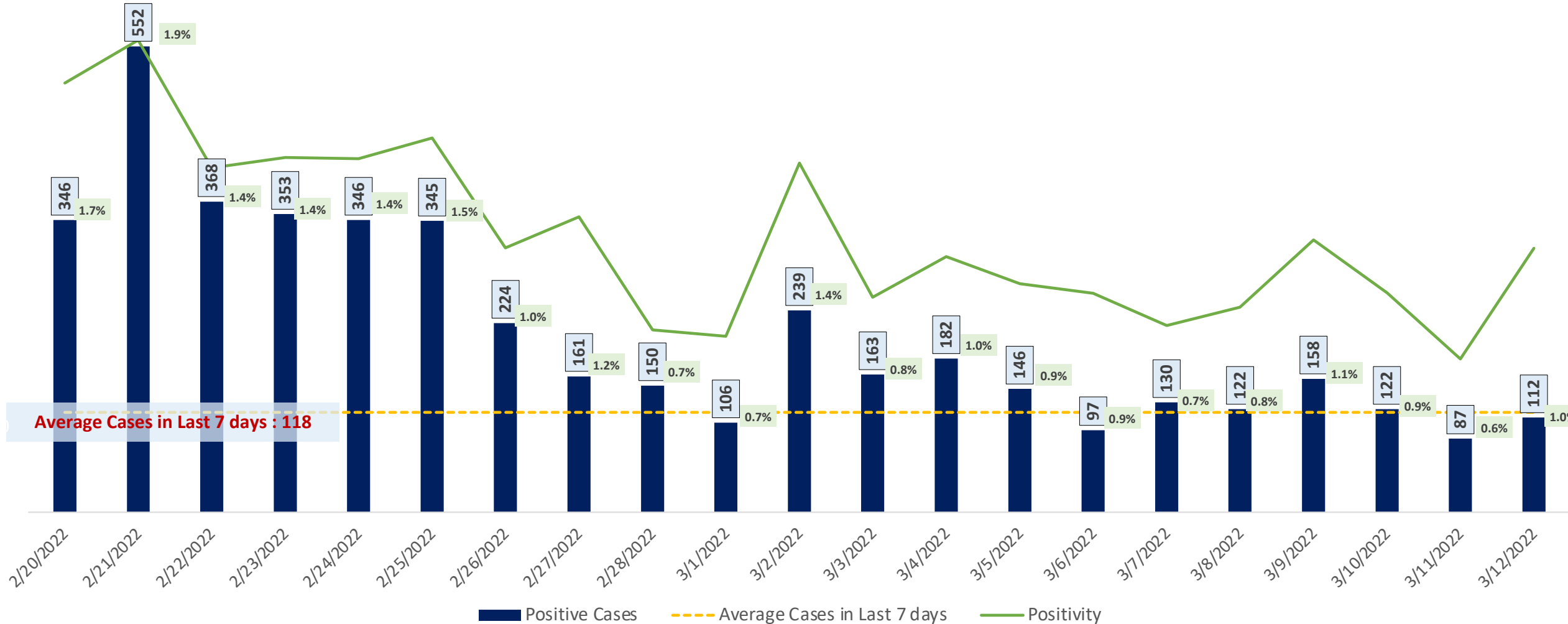


LAST 24 HOURS AGE GROUP AND GENDER WISE DISTRIBUTION



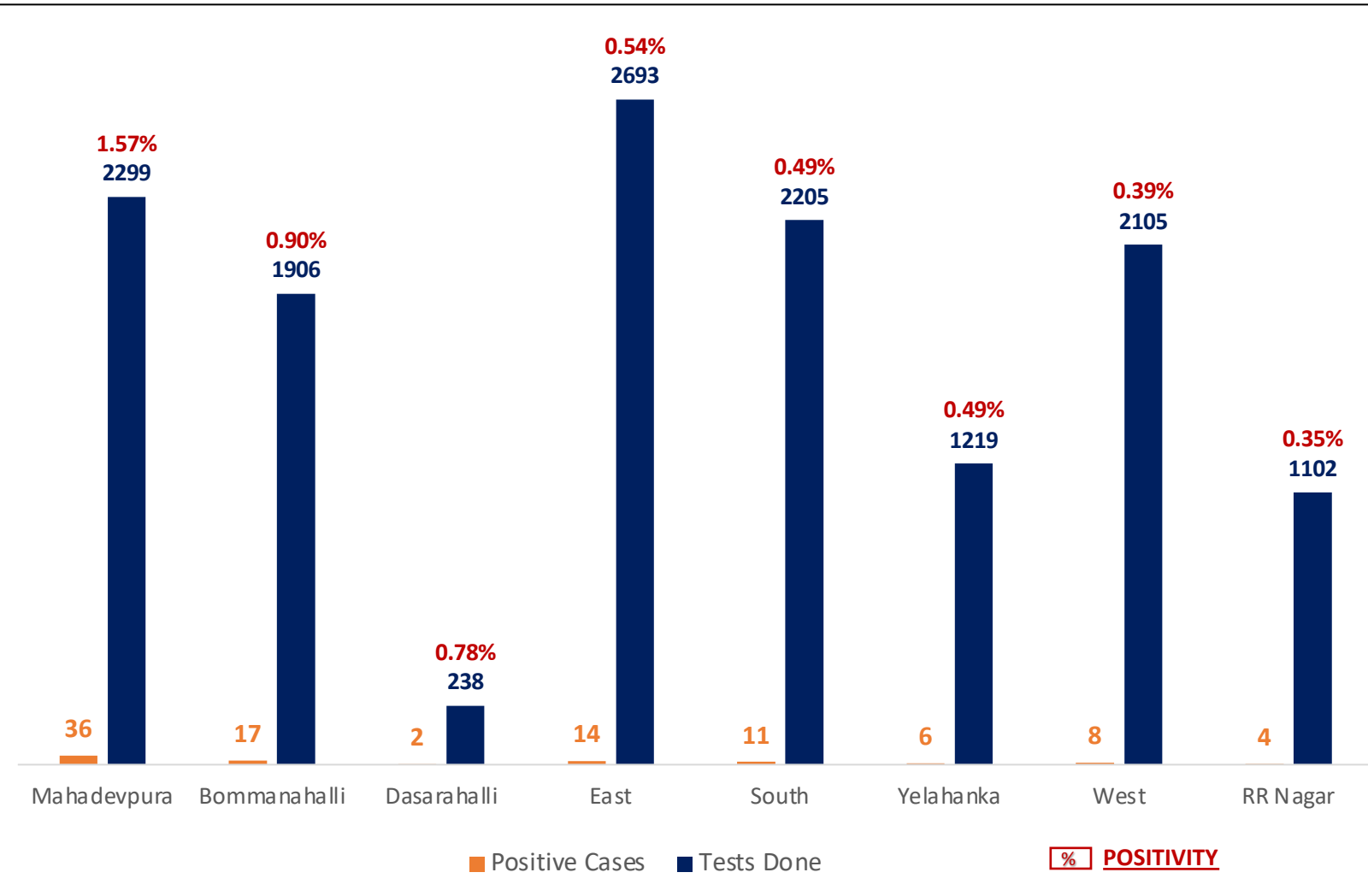


POSITIVITY RATE OF BENGALURU – LAST 21 DAYS





ZONE WISE COVID19 CASE MANAGEMENT FOR LAST 7 DAYS



Zone Name	Hospital/ CCC	Home isolation	Under Tracing
BOMMANAHALLI	7.22%	92.78%	0.00%
DASARAHALLI	11.11%	88.89%	0.00%
EAST	13.25%	86.75%	0.00%
MAHADEVAPURA	2.37%	97.63%	0.00%
RR NAGAR	4.35%	95.65%	0.00%
SOUTH	6.78%	93.22%	0.00%
WEST	5.00%	95.00%	0.00%
YELAHANKA	2.70%	97.30%	0.00%



TESTING TRENDS IN BENGALURU

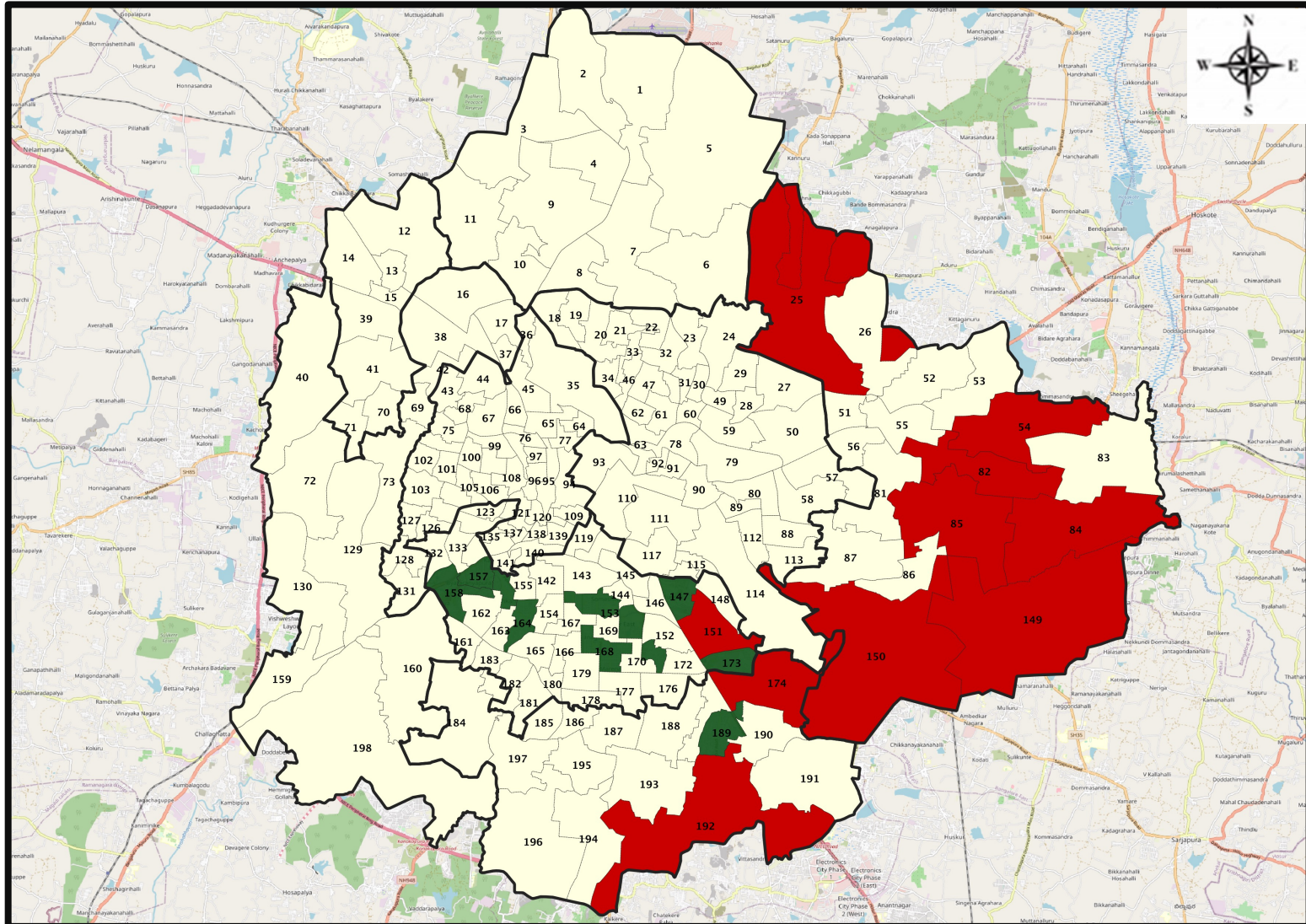


Total Test Conducted Till Date	Test Conducted Last 24 hours	Last 7 Days Average
2,94,52,092	10,753	13,980





BENGALURU URBAN MAP SHOWING TREND OF POSITIVE CASES IN LAST 7 DAYS



Top 10 wards reporting highest number of positive cases in last 7 days

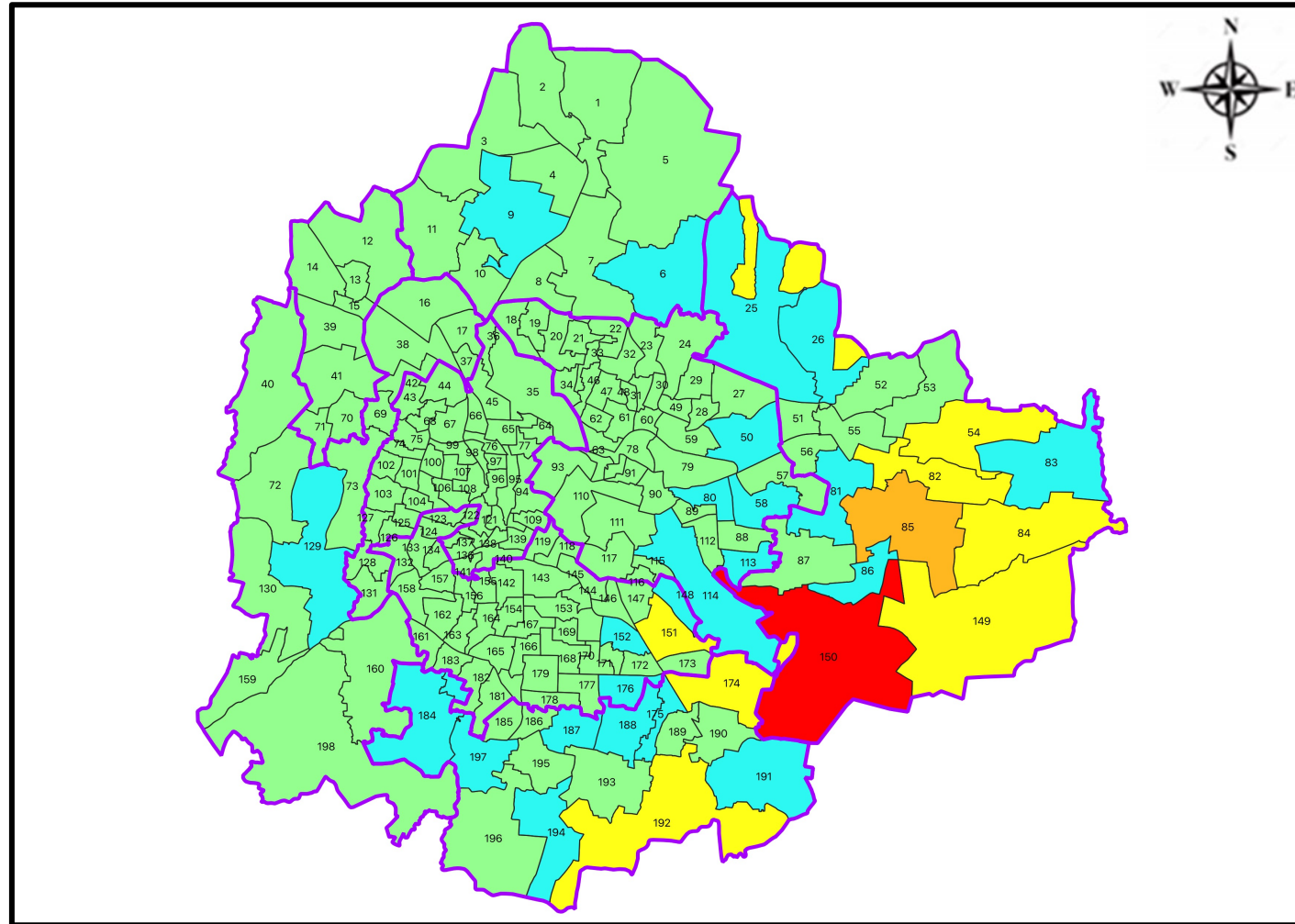
Ward No.	Ward Name	Daily Cases Average
150	Bellanduru	8
85	Dodda Nekkundi	7
84	Hagadur	4
174	HSR Layout	4
149	Varthuru	3
151	Koramangala	3
54	Hudi	2
82	Garudachar Palya	2
192	Begur	2
25	Horamavu	2







Top 10 wards reporting least number of positive cases in last 7 days

Ward No.	Ward Name	Daily Cases Average
147	Adugodi	0
153	Jayanagara	0
156	Srinagara	0
157	Gali Anjaneya Temple	0
158	Deepanjali Nagara	0
164	Vidyapeeta Ward	0
168	Pattabhiram Nagar	0
171	Gurappanapalya	0
173	Jakkasandra	0
189	Hongasandra	0



BENGALURU MAP SHOWING INTENSITY OF POSITIVE CASES IN LAST 7 DAYS



-  Level 1 : 0 to 5 Cases
-  Level 2 : 5 to 15 Cases
-  Level 3 : 15 to 30 Cases
-  Level 4 : 30 to 50 Cases
-  Level 5 : More than 50 Cases
-  Zone Boundaries

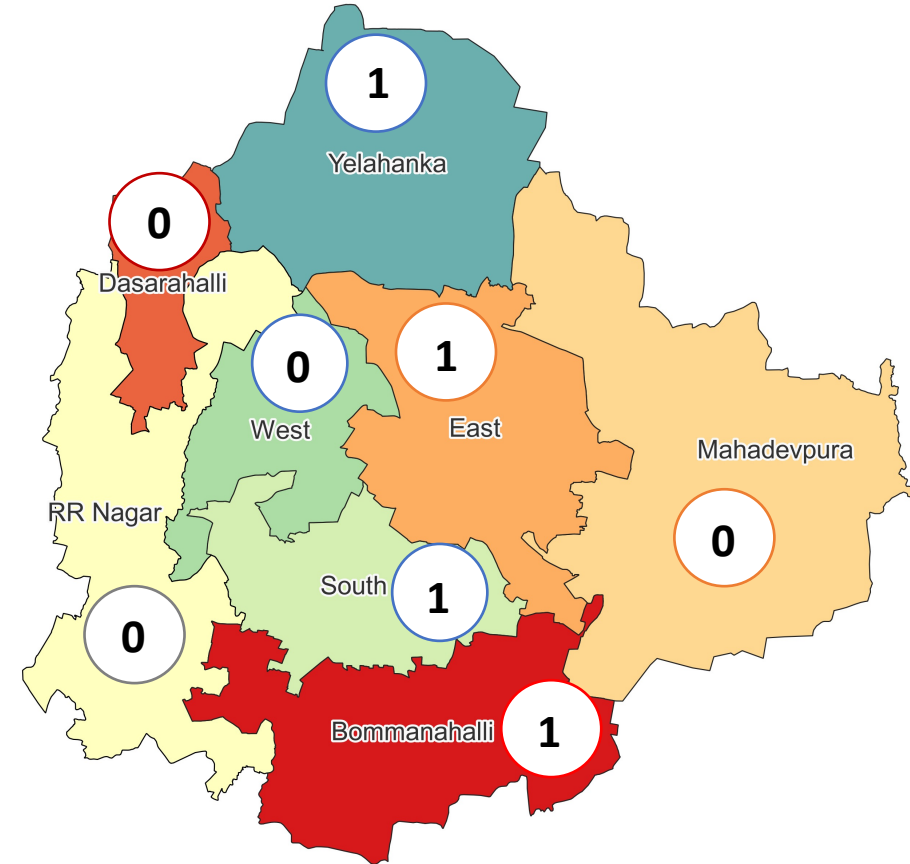


CONTAINMENT ZONE DETAILS



Zone Name	TOTAL CZs	Less Than 5 Cases	5 To 14 Cases	More Than 14 Cases
BOMMANAHALLI	1 (-)	1 (-)	0 (-)	0 (-)
DASARAHALLI	0 (-)	0 (-)	0 (-)	0 (-)
EAST	1 (-)	0 (-)	1 (-)	0 (-)
MAHADEVPURA	0 (-)	0 (-)	0 (-)	0 (-)
RR NAGAR	0 (-)	0 (-)	0 (-)	0 (-)
SOUTH	1 (-)	1 (-)	0 (-)	0 (-)
WEST	0 (-)	0 (-)	0 (-)	0 (-)
YELAHANKHA	1 (-)	1 (-)	0 (-)	0 (-)
TOTAL	4 (-)	3 (-)	1 (-)	0 (-)

Total Active Containment Zones



Types of Containment

Zone Name	Apartments	Individual House	Hostels/Quarters	Others	Schools/Colleges
BOMMANAHALLI	1 (-)	0 (-)	0 (-)	0 (-)	0 (-)
DASARAHALLI	0 (-)	0 (-)	0 (-)	0 (-)	0 (-)
EAST	0 (-)	1 (-)	0 (-)	0 (-)	0 (-)
MAHADEVPURA	0 (-)	0 (-)	0 (-)	0 (-)	0 (-)
RR NAGAR	0 (-)	0 (-)	0 (-)	0 (-)	0 (-)
SOUTH	1 (-)	0 (-)	0 (-)	0 (-)	0 (-)
WEST	0 (-)	0 (-)	0 (-)	0 (-)	0 (-)
YELAHANKHA	0 (-)	1 (-)	0 (-)	0 (-)	0 (-)
TOTAL	2 (-)	2 (-)	0 (-)	0 (-)	0 (-)

▲▼ : Shows increase and decrease in numbers as compared to previous day



GOVT. QUOTA COVID BED STATUS AS ON 13.03.2022



SR. NO.	Facility Type	No. of Hospital	Total Allocated Beds for C+ Patients					Occupied Beds for C+ Patients					Net Available Beds for C+ Patients				
			Gen Beds	HDU	ICU Beds	ICU-V	Total	Gen Beds	HDU	ICU Beds	ICU-V	Total	Gen Beds	HDU	ICU Beds	ICU-V	Total
1	Government Medical Colleges	4	120	255	33	27	435	0	1	1	0	2	120	254	32	27	433
2	Government Hospitals	18	637	292	74	95	1,098	1	2	0	0	3	636	290	74	95	1,095
3	Private Medical Colleges	12	178	200	66	35	479	0	0	3	0	3	178	200	63	35	476
4	Private Hospitals	32	181	61	49	42	333	1	0	2	6	9	180	61	47	36	324
5	Covid Care Centre	1	50					1					49				
Total Beds		67	1,166	808	222	199	2,395	3	3	6	6	18	1,163	805	216	193	2,377

* Status as on 13.03.2022 – 07:00 PM



ACTIVE PATIENTS ADMITTED UNDER GOVT. QUOTA



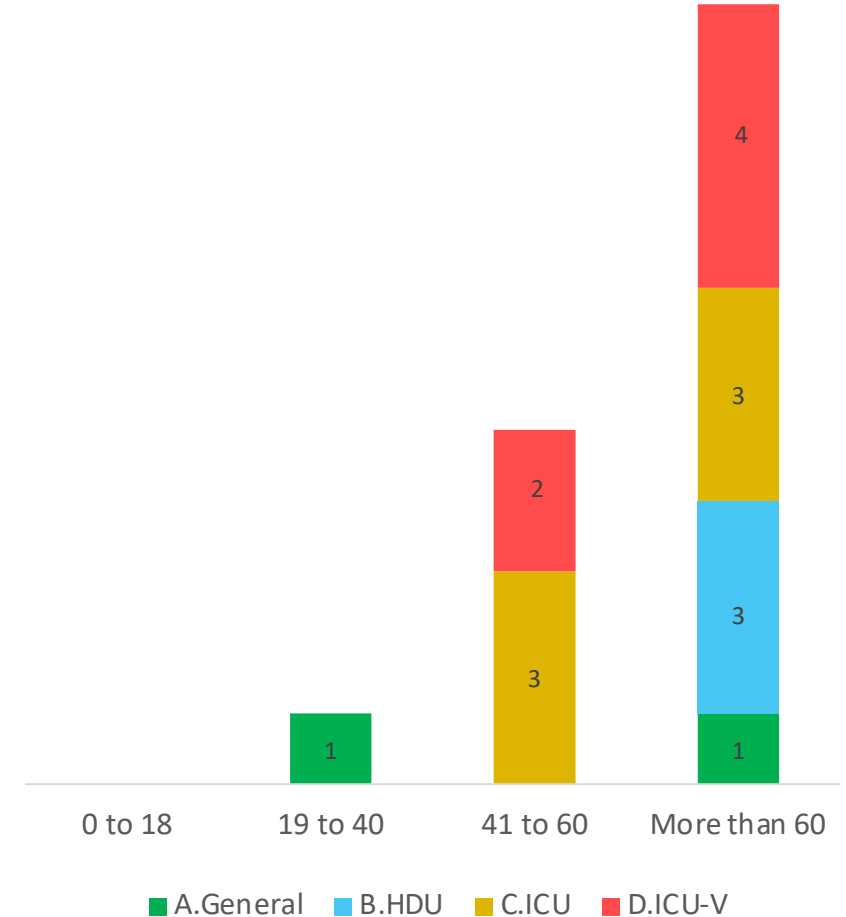
Admission By Bed Type And Number Of Days From Date Of Admission

Days in Hospital	General	HDU	ICU	ICU-V	Total
0 to 7 Days	-	1	2	-	3
8 to 14 Days	-	-	-	-	0
15 to 21 Days	1	-	-	1	2
Beyond 21 days	1	2	4	5	12
TOTAL	2	3	6	6	17

* Only Government Quota Admissions through CHBMS considered

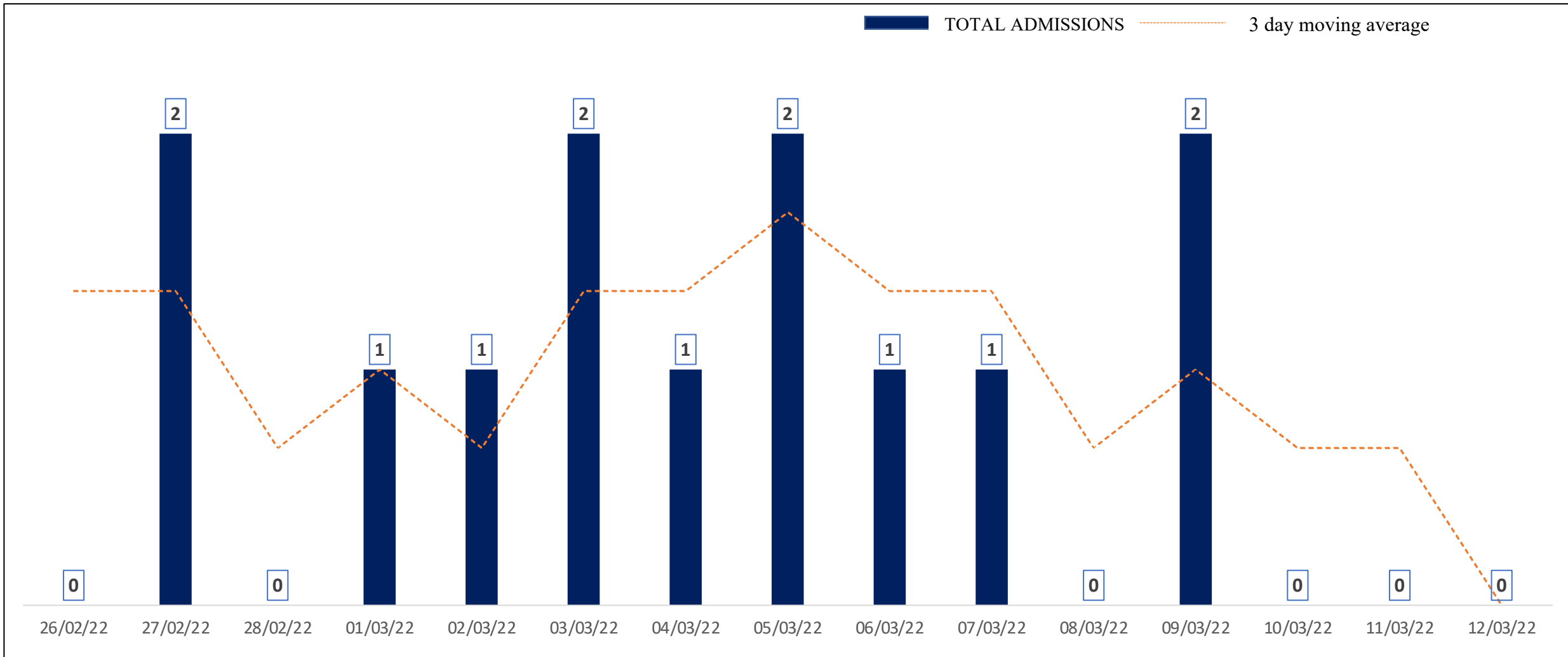
* Status as on 13.03.2022 – 04:00 PM

Age Group Distribution Of Active Hospital Admission





HOSPITAL ADMISSIONS LAST 15 DAYS TREND



* Only Government Quota Admissions through CHBMS considered

* Only Fresh Admissions considered

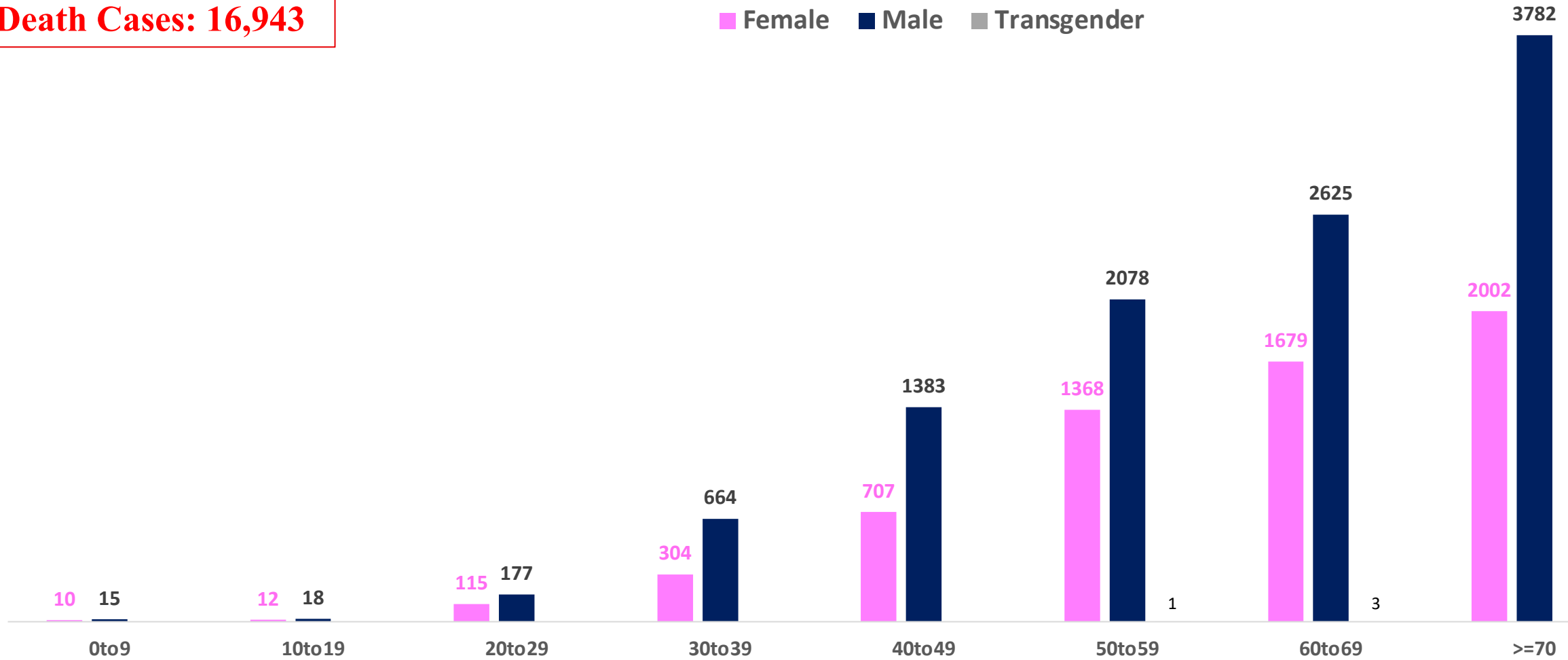


AGE AND GENDER WISE DISTRIBUTION OF DEATH CASES



Death Cases: 16,943

Female Male Transgender





VACCINATION COVERAGE AS ON 12.03.2022

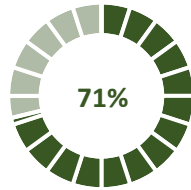
Total Doses Administered

1,81,24,508

▲ 16,846

Total 15-18 years Population : 4.42 Lakhs

1ST DOSE

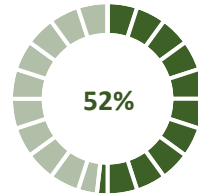


3,15,115

Doses administered

▲ 612

2ND DOSE



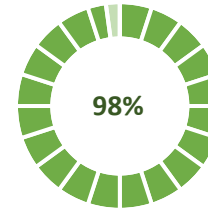
2,29,280

Doses administered

▲ 4,585

Total adult Population : 91.7 Lakhs

1ST DOSE

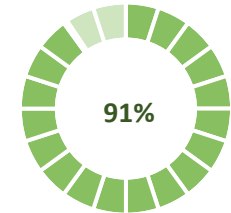


89,71,018

Doses administered

▲ 638

2ND DOSE



83,06,460

Doses administered

▲ 9,299

Priority Group*

* the numbers represent doses administered only

Health Care Workers

4,13,976

Doses administered

▲ 53

Frontline Workers

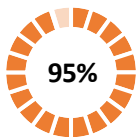
7,51,339

Doses administered

▲ 45

45 – 59 Years Coverage

Dose 1



16,90,449

Doses administered

▲ 74

Dose 2



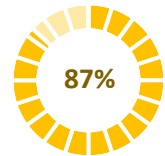
15,94,847

Doses administered

▲ 1,236

18 - 44 Years Coverage

Dose 1

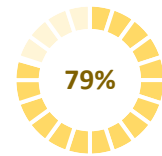


57,11,677

Doses administered

▲ 518

Dose 2



52,19,355

Doses administered

▲ 7,248

60 + Years Coverage

Dose 1



9,76,976

Doses administered

▲ 46

Dose 2



9,18,859

Doses administered

▲ 717

PRECAUTION DOSE



3,02,635

Doses administered

▲ 1,712

PRECAUTION DOSES ADMINISTERED

Health Care Workers

58,963

Booster Doses administered

▲ 213

Front Line Workers

44,644

Booster Doses administered

▲ 211

60 + Years Coverage

1,99,028

Booster Doses administered

▲ 1,288

▲ indicates the increase in last 24 hours



COVID-19 SCENARIO IN BENGALURU AND OTHER METROPOLITAN CITIES



CITY NAME	Positive Cases	Active Cases	Recovered	Deceased	Vaccine Doses Administered
New Delhi	18,62,802	792	18,35,869	26,141	3,17,72,381
Bengaluru*	17,80,336	2,122	17,61,271	16,943	2,08,63,468
Mumbai	10,56,298	347	10,36,396	16,692	2,03,25,561
Chennai	7,50,694	416	7,41,210	9,068	1,00,52,924
Kolkata	4,47,192	272	4,41,264	5,656	96,36,706

Source : <https://dashboard.cowin.gov.in/> at 7:30pm (13.03.2022)
Source : <https://www.covid19tracker.in/> at 7:30 pm (13.03.2022)

*includes BBMP & Bengaluru Urban



SNAPSHOT OF COVID-19 CASES IN BENGALURU URBAN



**Total Wards With
<=5 Cases* :
160**

**Tests Conducted
On 12.03.2022:
10,753**

**Recovery
Rate:
98.93%**

**Total
Active Cases :
2,122**

**Total Vaccinated on
12.03.2022:
16,846**

**Positivity
Rate* :
0.85%**

**Active
Rate:
0.12%**

**Case
Fatality Rate* :
1.09%**



*Total positive cases In the past 7 days

*CFR and positivity is for Past 7 days



ಬೃಹತ್ ಬೆಂಗಳೂರು ಮಹಾನಗರ ಪಾಲಿಕೆ
Bruhat Bengaluru Mahanagara Palike



Download BBMP Bulletin	https://apps.bbmpgov.in/covid19/mediabulletin.php
For BBMPCovid19 Bed Status:	https://apps.bbmpgov.in/covid19/en/Bedstatus.php
To register for vaccination :	https://selfregistration.cowin.gov.in/
BBMP COVID19 Dashboard:	https://apps.bbmpgov.in/covid19/
Follow us on:	 www.facebook.com/bbmp.comm1/
	 twitter.com/BBMPCOMM

Issued by:

Honorable Chief Commissioner, BBMP
Special Commissioner Health & IT, BBMP
MD, Bengaluru Smart City Limited

THANK YOU !



ಆರೋಗ್ಯ ಮತ್ತು ಕುಟುಂಬ ಕಲ್ಯಾಣ ಇಲಾಖೆ
ಕೋವಿಡ್-19

ನಗರವಾಗಲಿ, ಗ್ರಾಮವಾಗಲಿ ಎಲ್ಲರೂ ನಮ್ಮ
ಜವಾಬ್ದಾರಿಗಳನ್ನು ನಿರ್ವಹಿಸೋಣ,
ಕೋವಿಡ್ ಮುನ್ನೆಚ್ಚರಿಕಾ ಕ್ರಮಗಳನ್ನು ತಪ್ಪದೇ ಪಾಲಿಸೋಣ.

ಜ್ವರ, ನೆಗೆಡಿ, ಕೆಮ್ಮು ತರಹದ ಕೋವಿಡ್-19 ಲಕ್ಷಣಗಳಿದ್ದಲ್ಲಿ ಆಪ್ತಮಿತ್ರ ಸಹಾಯವಾಣಿ 14410 ಗೆ ಕರೆ ಮಾಡಿ
ಅಥವಾ ಬೆಂಗಳೂರು ಕೋವಿಡ್ ಸಹಾಯವಾಣಿ 1912 ಗೆ ಕರೆ ಮಾಡಿ
ಹೆಚ್ಚಿನ ಮಾಹಿತಿಗಾಗಿ 24x7 ಉಚಿತ ಆರೋಗ್ಯ ಸಹಾಯವಾಣಿ 104ಕ್ಕೆ ಕರೆ ಮಾಡಿ
ಎಲ್ಲರಿಗೂ ಆರೋಗ್ಯ, ಎಲ್ಲೆಡೆಯೂ ಆರೋಗ್ಯ

World Health Organization unicef

ಮಾಸ್ಕ್ ಧರಿಸಿ ಕರ್ನಾಟಕ
Mask Up KARNATAKA

